

Jetframe 117

Conjet
Jetframe 117
& CCU 217



CONJET AB
P.O. Box 507
SE-136 25 HANINGE
SWEDEN

PHONE:
+46 (0)8 55 65 22 40

FAX:
+46 (0)8 55 65 22 60

E-MAIL:
conjet@conjet.com

WEBSITE:
www.conjet.com

APPLIED WATERJET TECHNOLOGY



Conjet Jetframe 117

Jetframe 117 ensures flexibility when all other options fail

Conjet Technology removes concrete without causing cracks or damaging the reinforcement, resulting in a good bonding surface.


Conjet Jetframe 117 hydrodemolition system allow selective removal of concrete in areas inaccessible to standard hydrodemolition Robots. The Jetframe is remotely operated up to 100 metres from the computer control unit (CCU) or any 7-series Conjet Robot.

Jetframe 117 consists of a rectangular frame supported on four legs. It can be bolted to the concrete surface being repaired or mounted on a tool carrier, such as a fourwheel drive forklift truck, skylift platform or supported from winches. The Jetframe 117 is specifically designed to operate where space is limited, such as between a building and scaffolding and can also be quickly dismantled into components small and light enough to be carried by one man. It can operate on a variety of horizontal, vertical and angled surfaces, including ceilings and underneath bridge decks.

The Jetframe system has been successfully used in numerous projects, including:

- Bridge bearing foundations and pillars
- Dam surfaces and spillways
- Dry docks and quay decks
- Canals
- Under water

Jetframe mounted directly on the boom of a telescopic handler for applications on walls at a distance.



The step units are powered simultaneously, ensuring synchronized movement along the frame

The length of the frame is customizable depending on the project.

Advanced CCU 217 control system

The Computer Control Unit (CCU) provides hydraulic power for all functions and motions, including the operation of a hydraulically driven rotor for scarifying the concrete surface.

The CCU 217 uses the same control system as the Conjet Robots; the Conjet ONE system. It has been designed to give the operator considerable operational flexibility to cater for a wide variety of tasks and applications. Since the control system is the same for all robots in the 7-series, any of the robots can be used in place of the CCU to control the Jetframe 117. As always, a wireless option is available for the communication between the CCU and powerpack.


Wireless communication between CCU and powerpack



Features

- Handles the most inaccessible areas
- Operates under water
- Control via CCU 217 or any Robot in the 7-series
- Can operate at long distance from the control unit
- Rigid framework, keeping the precision high
- Can be dismantled for transportation and easier handling
- Tailor made on request for special projects

The protection is compact and moves with the lance, reducing the total weight of the jetframe.



Optional tools

The Jetframe can be equipped with a rotor or double nozzle for concrete scarification or steel surface preparation. Additionally, a ship cleaning device can be attached for ship hulls or curved surfaces.

Conjet ONE

Jetframe 117 features the Conjet ONE system, which utilises an extremely easy to use control interface. All operations can be configured from the display on the robot or the control box, which results in shorter startup time and higher efficiency.


Conjet ONE display



Conjet ONE control box

World wide experience

Jetframe 117 has been successfully working with a wide range of projects throughout the world, from high pillars to narrow pipes. We use our experience to help you with your project.



The Jetframe at work on the Krk bridge structure.
Krk bridge, Croatia.




Repair of a high rise pillar.
Krk bridge, Croatia.



Renovation of dam at a water power plant.
Midskog, Sweden.



Repair of a dry dock wall.
Dubai, UAE.



Repair of a huge bridge pillar.
Rio Verde viaduct, Italy.

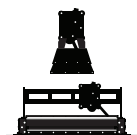
A jetframe concept designed for working on a moving platform for under up demolition in ceilings.



JETFRAME 117 DATA SHEET

Configurations

TOOLS



Standard



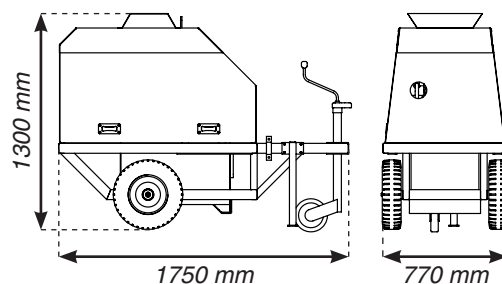
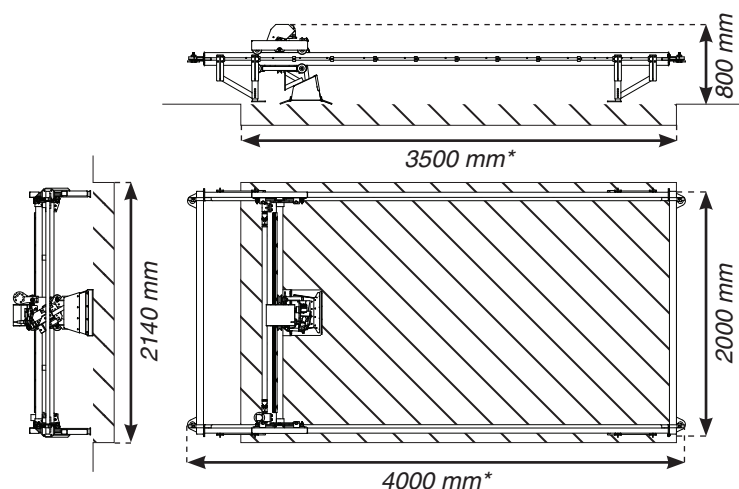
Wide protection

Ship cleaning
/ Surface preparation

Rotor



Custom

Dimensions**-CCU 217****Cover chart****-standard configuration**

*The length can
be ordered to
suit the project
needs.

Suggested powerpacks:

Do not forget the powerpack supplying the jetframe with high pressure water!

Suitable powerpacks for Jetframe range in power from 250 kW to 500 kW, depending on the application. Further information concerning powerpacks can be found in the product overview brochure.

Technical Data**-Jetframe standard configuration**

Length (can be adjusted)	4 000 mm (13 ft 2 in)
Width	2 000 mm (6 ft 7 in)
Cutting width	2 140 mm (7 ft)
Cutting length (depending on length)	3 500 mm (11 ft 6 in)
Height	800 mm (4 ft 7 in)
Weight	650 kg (1430 lb)
Maximum reaction force	2000 N
Powered and controlled by	Conjet CCU 217 or 7-series Robot

-CCU 217

Length	1 750 mm (5 ft 9 in)
Width	770 mm (2 ft 6 in)
Height	1 300 mm (4 ft 3 in)
Weight	300 kg (660 lb)
Electrical power	7.5 kW, 16 A, 380-480 V, 50-60 Hz or 32 A, 200 V, 50-60 Hz

CE, EMC certificated

Pictures are illustrative only and do not necessarily show the configuration of the products on the market at the given point in time.
These products must be used in conformity with safe practice and applicable statutes, regulations, codes and ordinances.
Subject to change without prior notice.

© Copyright Conjet AB, Sweden 2013 – All unauthorized copying or sampling strictly prohibited

**CONJET AB**

P.O. Box 507

SE-136 25 HANINGE
SWEDEN

PHONE:

+46 (0)8 55 65 22 40

FAX:

+46 (0)8 55 65 22 60

E-MAIL:

conjet@conjet.com

WEBSITE:

www.conjet.com